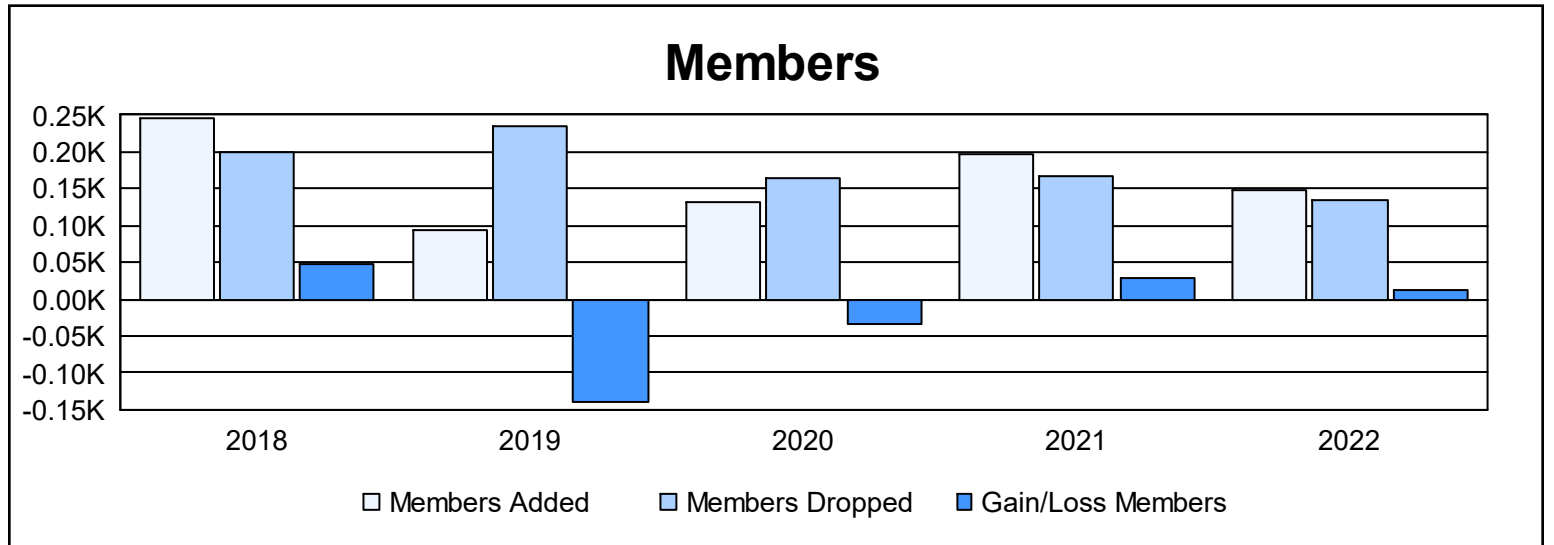
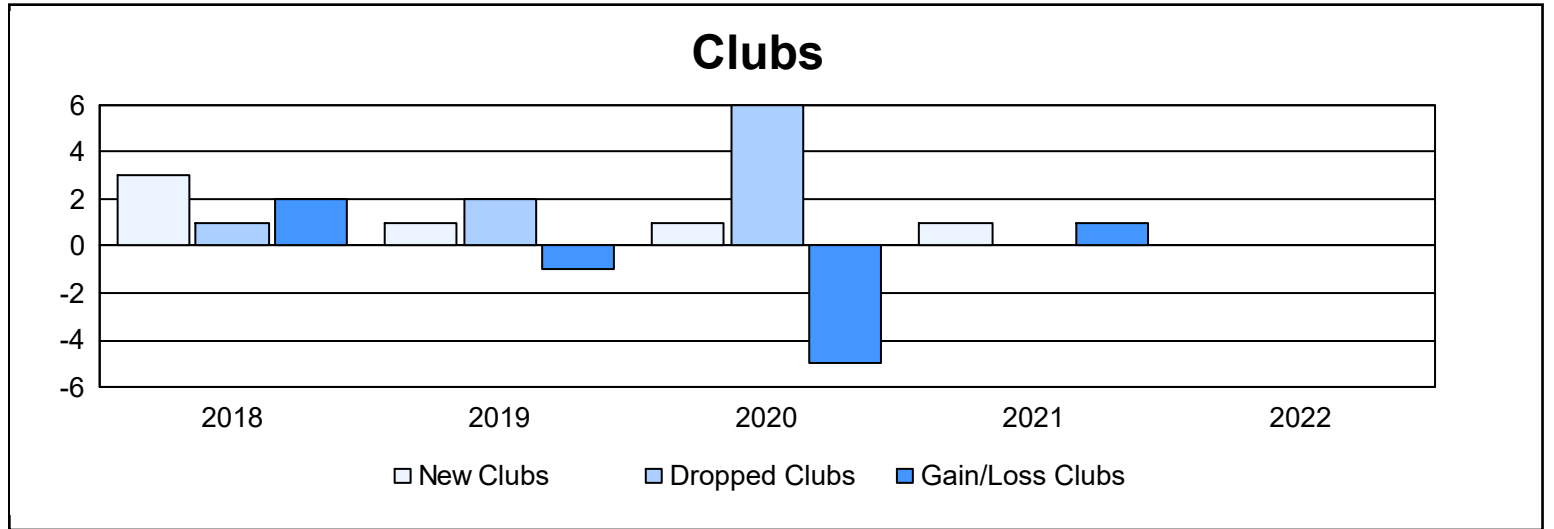
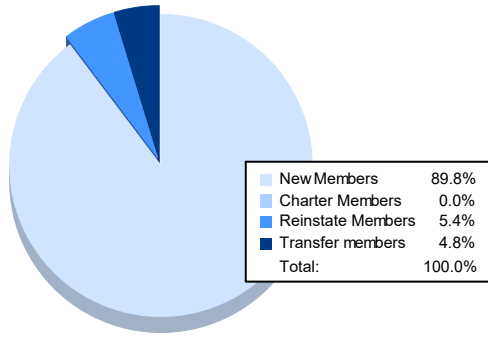


| Year | New Clubs | Dropped Clubs | Gain/ Loss Clubs | New Members | Charter Members | Reinstate Members | Transfer Members | Total Member Added | Total Members Dropped | Gain/ Loss Members |
|----------------|-----------|---------------|------------------|-------------|-----------------|-------------------|------------------|--------------------|-----------------------|--------------------|
| 2017-2018 | 3 | 1 | 2 | 159 | 76 | 5 | 6 | 246 | 199 | 47 |
| 2018-2019 | 1 | 2 | -1 | 57 | 21 | 3 | 14 | 95 | 234 | -139 |
| 2019-2020 | 1 | 6 | -5 | 95 | 25 | 9 | 3 | 132 | 165 | -33 |
| 2020-2021 | 1 | 0 | 1 | 162 | 26 | 1 | 7 | 196 | 166 | 30 |
| 2021-2022 | 0 | 0 | 0 | 132 | 0 | 8 | 7 | 147 | 135 | 12 |
| Average | 1 | 2 | -1 | 121 | 30 | 5 | 7 | 163 | 180 | -17 |



Membership Composition June 2022 Cumulative



Gender Composition June 2022 Cumulative

